

MBK Public Company Limited

Key performance for 9M/2024



Disclaimer

This presentation is made, furnished and distributed for information purposes only. Nothing in this release should be construed as either an offer to sell or the solicitation of and offer to buy or sell share in any jurisdiction.

This presentation may include information which is forward-looking in nature. Forward-looking involve risks, uncertainties and other factors which may impact on the actual outcomes, include economic conditions in the markets in which MBK operates and general achievement of MBK business forecasts, which will cause the actual results, performance or achievements of MBK to differ, perhaps materially, from the results, performance or achievements expressed or implied in this presentation.

Please be advised that this presentation may contain expectations and assumptions that are subject to change at any time. Results and future performance are not guaranteed and may differ from expectations.



CONTENT

- **Company Overview**
- **Performance**
- **Financial Highlights**
- **Business Units**
- **Future Project**





GROUP STRUCTURE



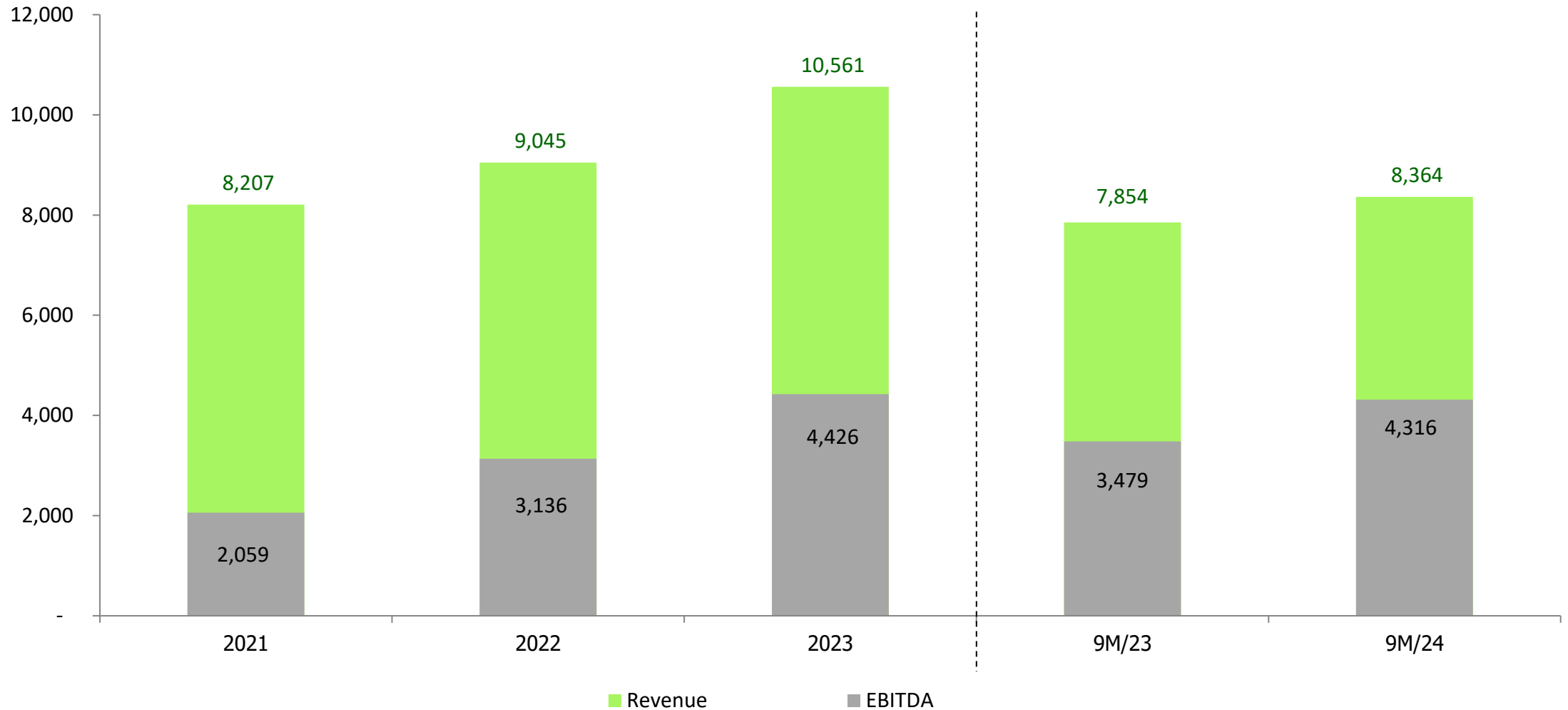
SHOPPING CENTER	HOTEL & TOURISM	GOLF	FOOD SOLUTION
<div data-bbox="249 529 479 611"> <p>100%</p> </div> <div data-bbox="580 501 733 629"> <p>100%</p> </div> <div data-bbox="326 644 410 808"> <p>100%</p> </div> <div data-bbox="588 665 733 793"> <p>100%</p> </div> <div data-bbox="326 843 410 993"> <p>100%</p> </div> <div data-bbox="601 858 733 972"> <p>48.7%*</p> </div>	<div data-bbox="881 508 1098 608"> <p>100%</p> </div> <div data-bbox="1136 515 1314 615"> <p>100%</p> </div> <div data-bbox="1365 494 1467 615"> <p>100%</p> </div> <div data-bbox="907 636 1039 758"> <p>100%</p> </div> <div data-bbox="1136 636 1268 758"> <p>72.9%</p> </div> <div data-bbox="1340 636 1467 758"> <p>100%</p> </div> <div data-bbox="932 779 1059 858"> <p>100%</p> </div> <div data-bbox="1123 779 1263 858"> <p>100%</p> </div> <div data-bbox="1365 793 1467 851"> <p>55%</p> </div> <div data-bbox="945 893 1034 979"> <p>51%</p> </div>	<div data-bbox="1620 494 1722 608"> <p>100%</p> </div> <div data-bbox="1798 508 1913 608"> <p>100%</p> </div> <div data-bbox="1620 686 1735 779"> <p>72.9%</p> </div> <div data-bbox="1773 686 1926 779"> <p>72.9%</p> </div> <div data-bbox="1607 851 1709 965"> <p>47.6%*</p> </div>	<div data-bbox="2040 522 2295 594"> <p>74.7%</p> </div> <div data-bbox="2104 679 2244 793"> <p>74.7%</p> </div>
REAL ESTATE		FINANCIAL	AUCTION
<div data-bbox="180 1158 321 1229"> <p>100%</p> </div> <div data-bbox="410 1165 575 1229"> <p>100%</p> </div> <div data-bbox="677 1158 805 1208"> <p>100%</p> </div> <div data-bbox="881 1158 1110 1279"> <p>100%</p> </div> <div data-bbox="1136 1143 1263 1250"> <p>72.9%</p> </div> <div data-bbox="1340 1150 1429 1265"> <p>82.0%</p> </div>		<div data-bbox="1569 1129 1913 1186"> <p>100%</p> </div> <div data-bbox="1671 1236 1773 1350"> <p>24.90%*</p> </div>	<div data-bbox="2130 1150 2232 1279"> <p>53.6%</p> </div>

*Investments in associates.



GROUP PERFORMANCE

THB million

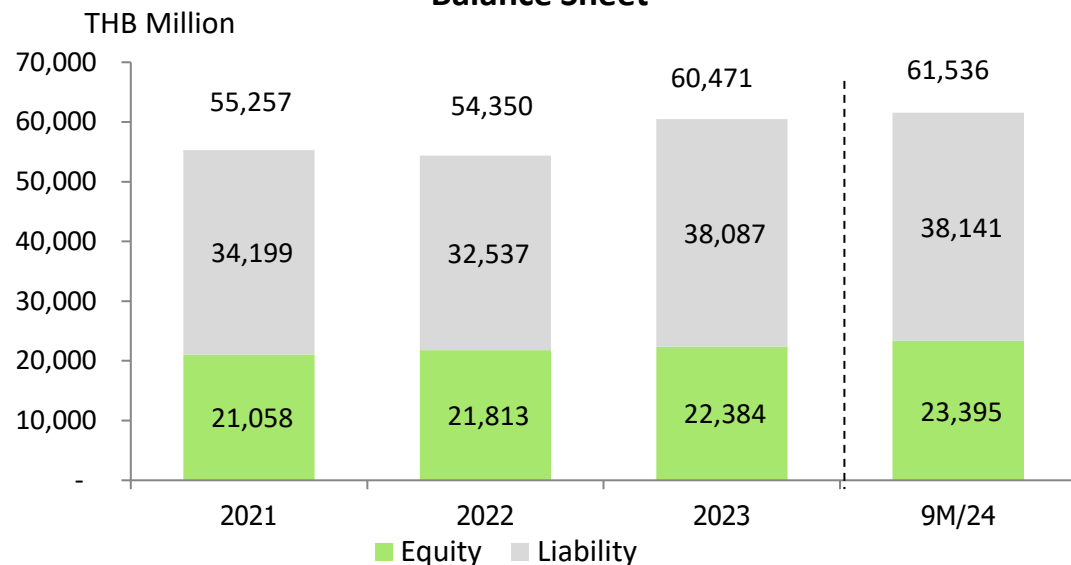


Note : Revenue included other income and dividend. EBITDA included Share of profit from investments in associated companies but exclude amortization of long-term lease.



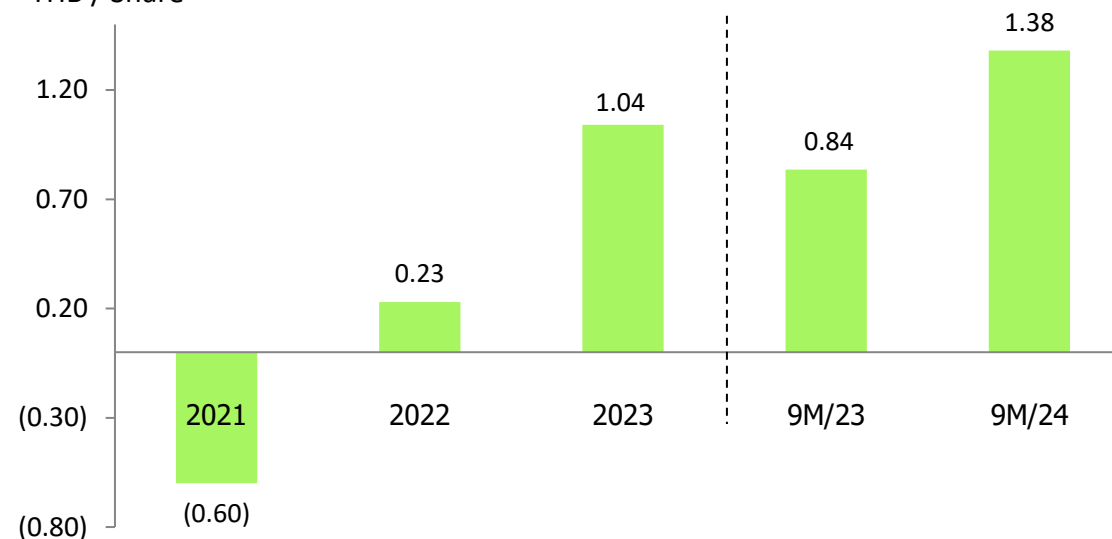
Financial Highlights

Balance Sheet



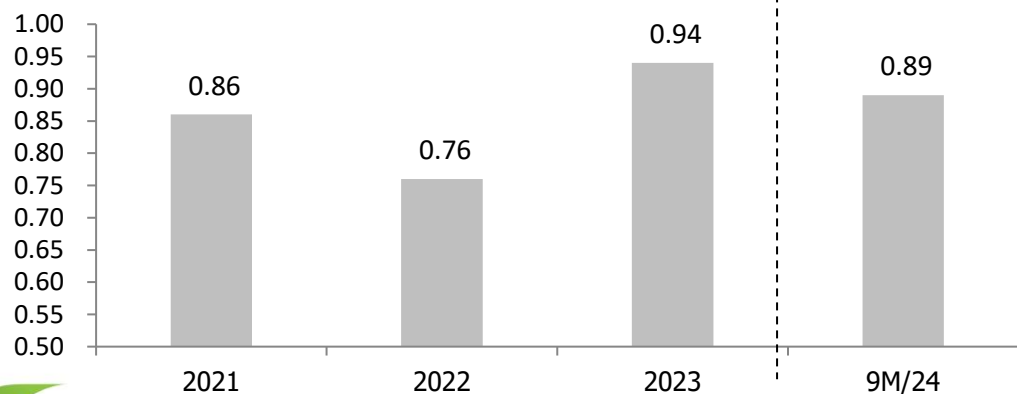
THB / Share

EPS



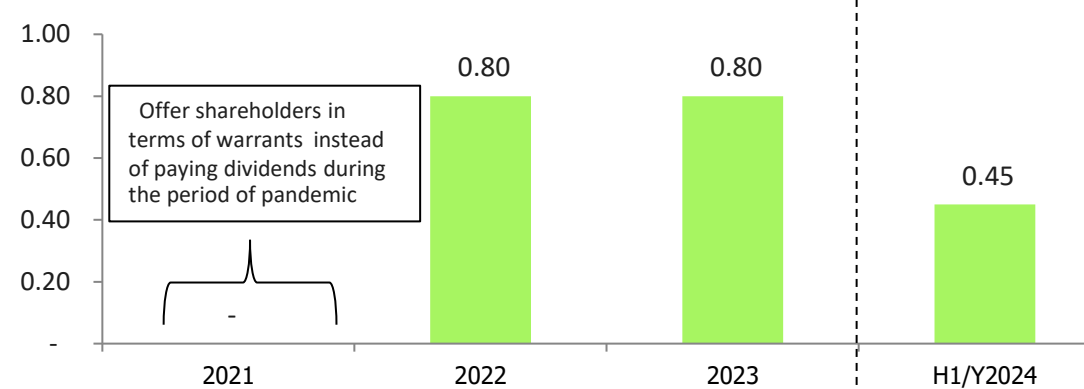
D/E [Time]

D/E Ratio



THB / Share

Dividend



Note Debt = Interest bearing debt
















SHOPPING CENTER BUSINESS




SHOPPING CENTER BUSINESS

Shopping Center	Location	Ownership	Lettable Area (Sqm)	MBK' stake	Avg. OR (%)**
	Pathumwan Intersection	Leasehold ended year 2033	82,762	100.0%	97%
	Srinakarin Road	Leasehold ended year 2043	83,371	100.0%	74%
	Rama 9 Road	Freehold	15,198	100.0%	93%
	Tiwanon Road	Freehold	11,738	100.0%	89%
	Srinakarin Road	Leasehold ended year 2037	19,727	100.0%	59%
	Pathumwan Intersection	Leasehold ended year 2065	195,906	24.3%*	92%
	Pathumwan Intersection	Leasehold ended year 2065	20,009	48.7%*	99%
	Pathumwan Intersection	Leasehold ended year 2065	28,982	48.7%*	93%
	Charoen Nakhon Road	Freehold	175,562	24.3%*	96%
	Charoen Nakhon Road	Freehold	19,988	24.3%*	80%
	Luang Phaeng Road	Freehold	24,632	24.8%*	94%

*investment in associated company and recognize profit sharing under equity method.

**OR (%) as of 30 Sep24

SHOPPING CENTER BUSINESS

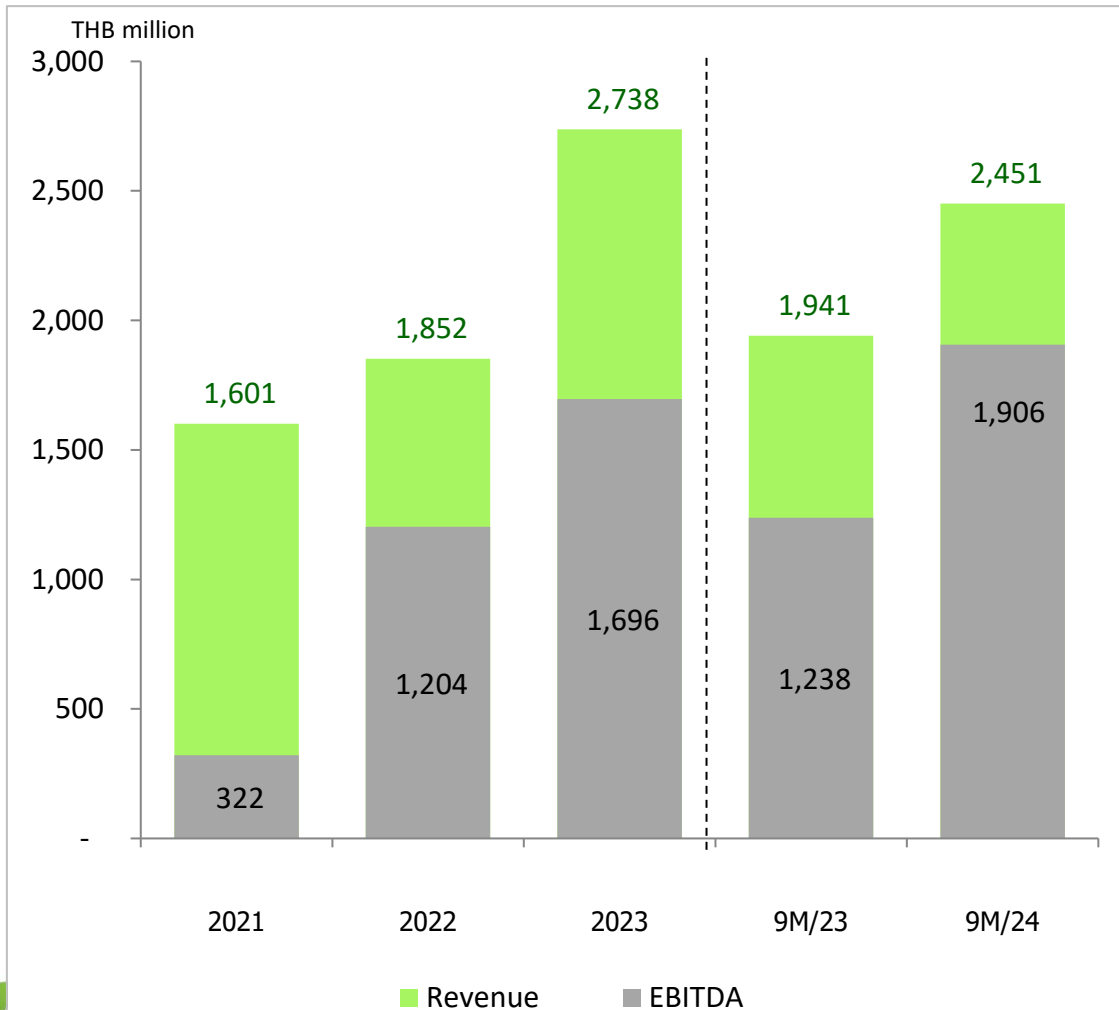
OFFICE	Location	Ownership	Lettable Area (Sqm)	MBK' stake	Avg. OR (%)**
	Pathumwan Intersection	Leasehold ended year 2033	15,162	100%	91%
	Rama 9 Road	Freehold	9,305 (OFFICE)	100%	94%
GH RATCHADA	Rachadapisek Road	Leasehold ended year 2024	7,509	100%	41%
	Pathumwan Intersection	Leasehold ended year 2065	33,418	48.7%*	91%

*investment in associated company and recognize profit sharing under equity method.

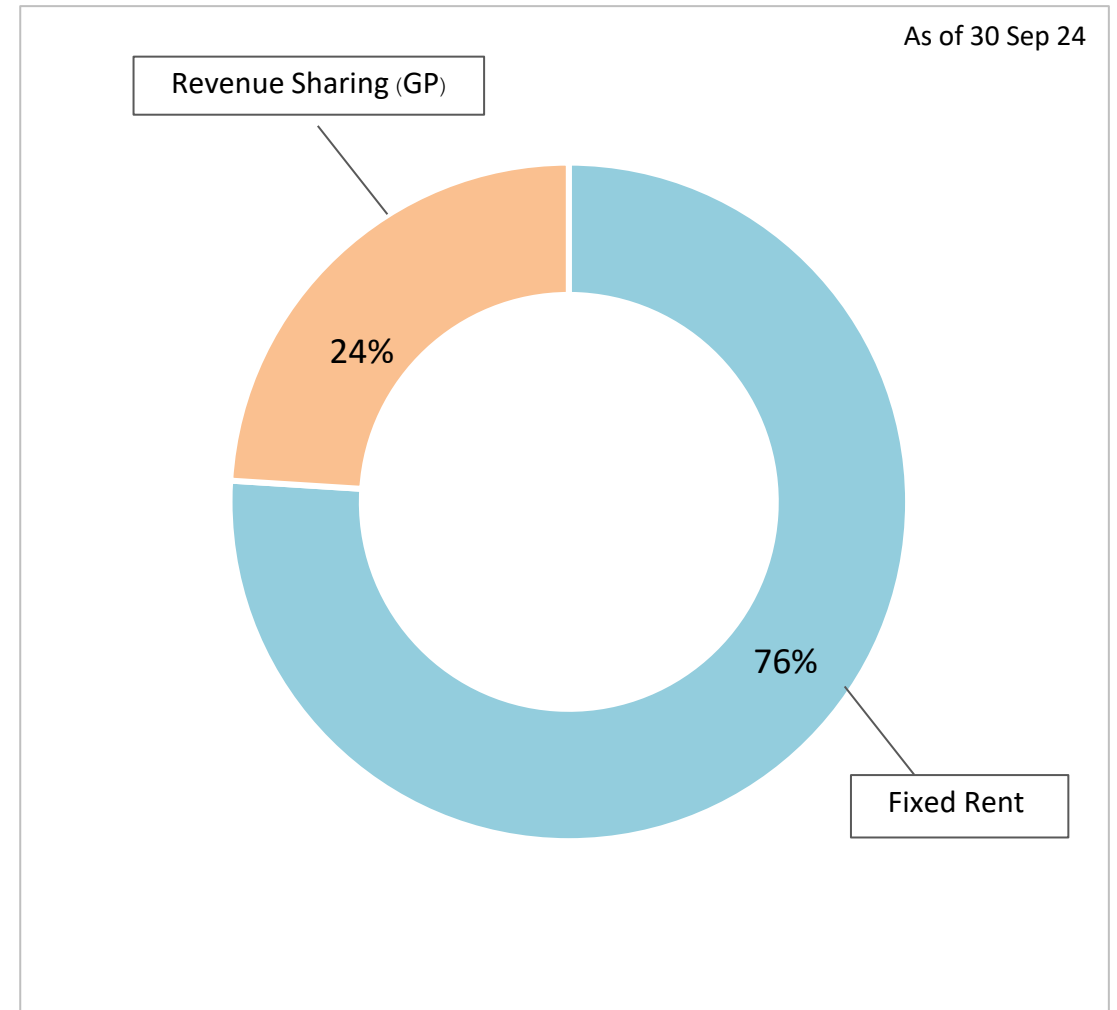
**OR (%) as of 30 Sep24

SHOPPING CENTER BUSINESS

REVENUE & EBITDA



Fixed Rent vs. Revenue Sharing (GP) (based on rental area)













Note : Revenue included other income. EBITDA included Share of profit from investments in associated companies but exclude amortization of long-term lease.



HOTEL & TOURISM BUSINESS

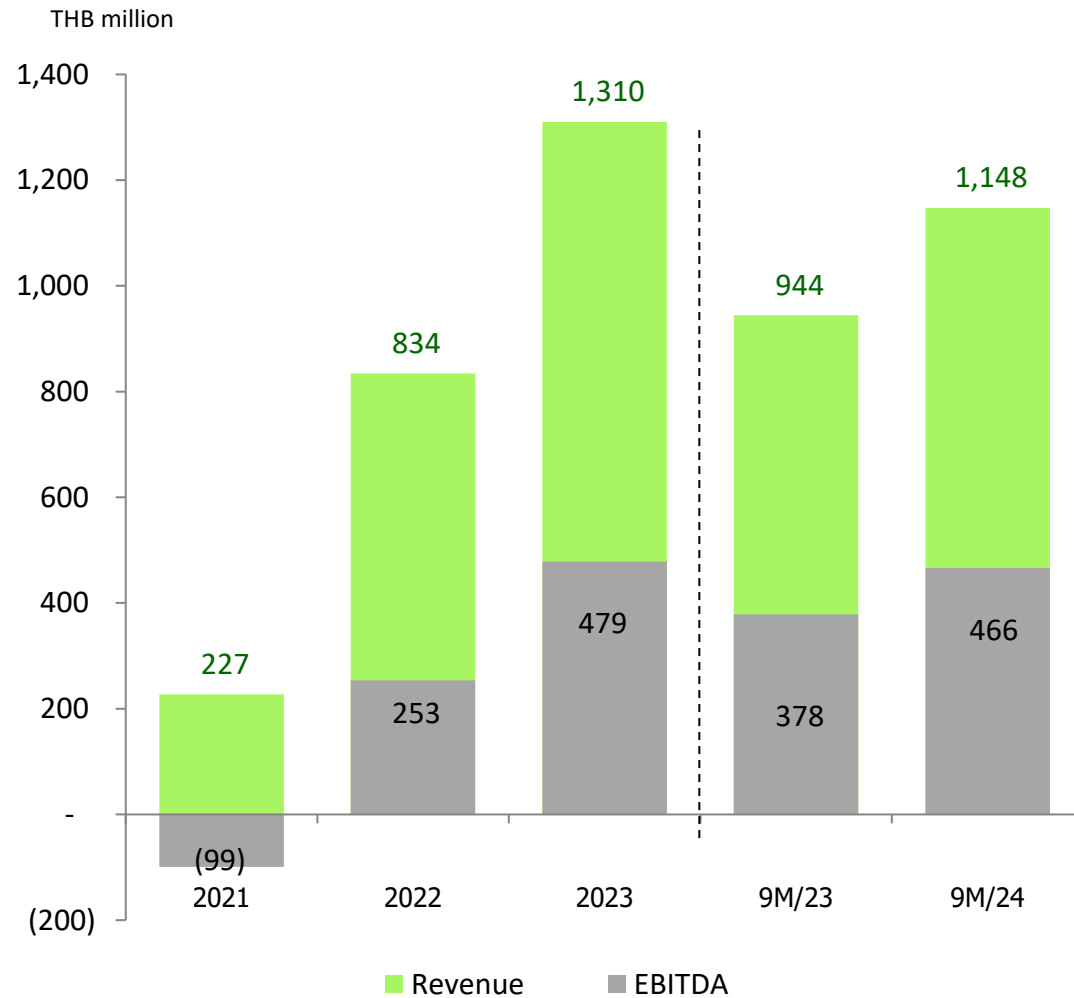


HOTEL & TOURISM BUSINESS

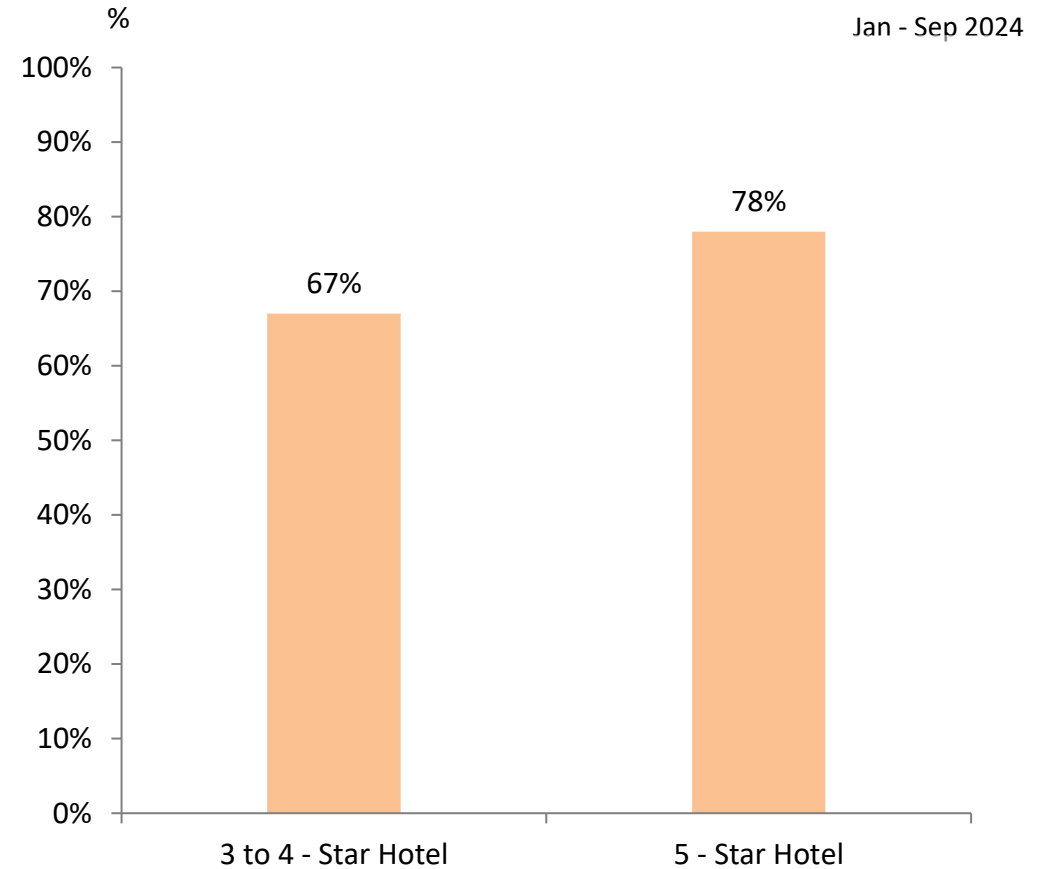
HOTEL	Location	ROOMS	OWNERSHIP	OPERATE	MBK' stake
	Bangkok	445	Leasehold ended year 2033	1996	100%
	Krabi	240	Freehold	2003	100%
	Krabi [Koh Lanta]	57	Freehold	2011	100%
	Phuket	46	Freehold	2010	72.9%
	Krabi	20	Freehold	2020	100%
	Pathum Thani [Bang Kadi]	128	Freehold	2018	100%
	Bangkok	215	Freehold	2023	100%
Total		1,151			
Others	Location		OWNERSHIP	OPERATE	MBK' stake
	Bangkok [Pathumwan]		Leasehold ended year 2033	1997	100%
	Pathum Thani		Freehold	2018	100%
	Bangkok [Pathumwan]		Leasehold ended year 2033	2024	55%
	Bangkok [Pathumwan]		Leasehold ended year 2033	2024	51%

HOTEL & TOURISM BUSINESS

REVENUE & EBITDA



Occupancy Rate








Note : Revenue included other income. EBITDA included Share of profit from investments in associated companies but exclude amortization of long-term lease.



GOLF BUSINESS



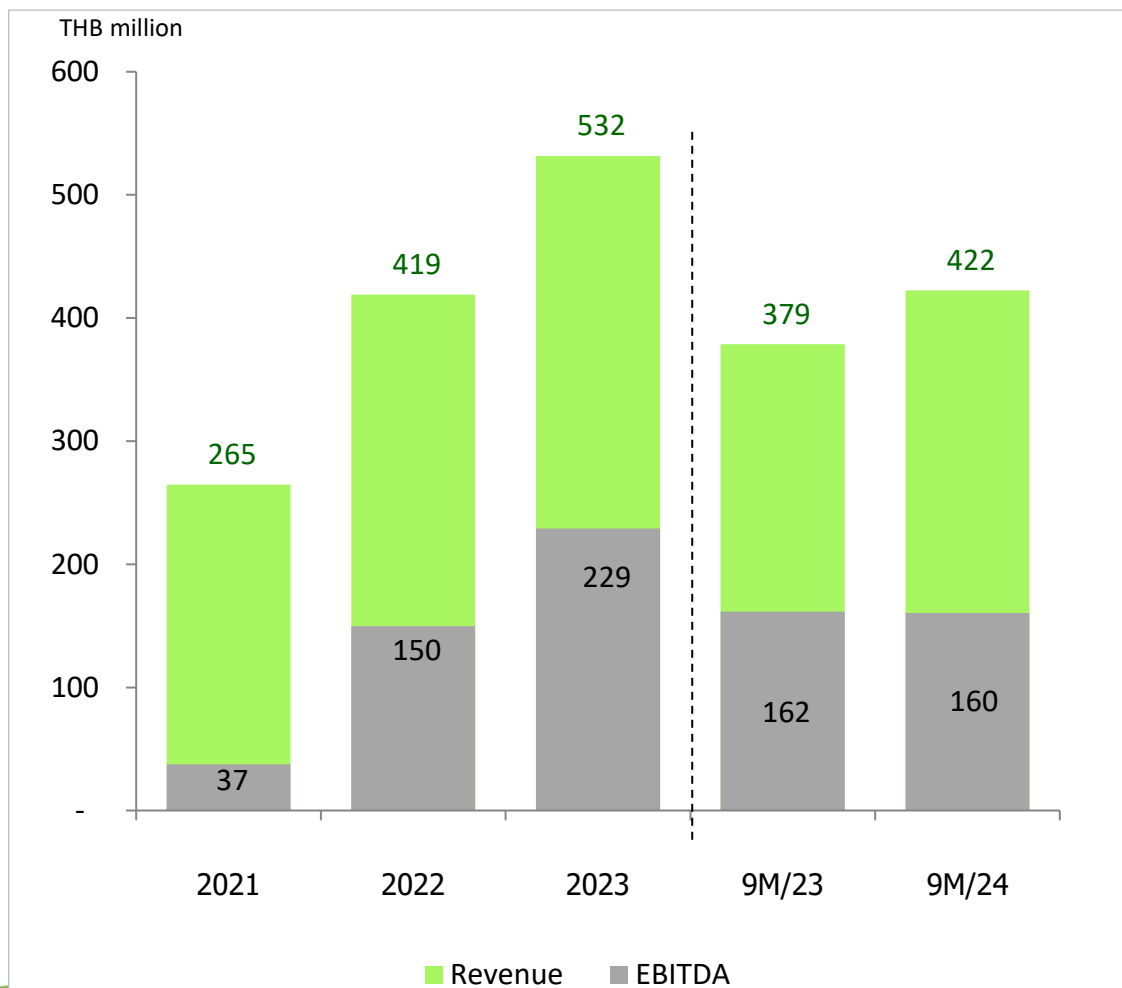
GOLF BUSINESS

Golf Course	Location	Capacity	Area/Rai	MBK' stake
	Phuket [Kathu]	18 holes	500	72.9%
	Phuket [Kathu]	18 holes	600	72.9%
	Pathum Thani [Bang Kadi]	18 holes	350	100%
	Pathum Thani [Bang Kadi]	18 holes	400	100%
	Pathum Thani [Lam Lukka]	36 holes	1,500	47.6%*

*investment in associated companies and recognize profit sharing under equity method.

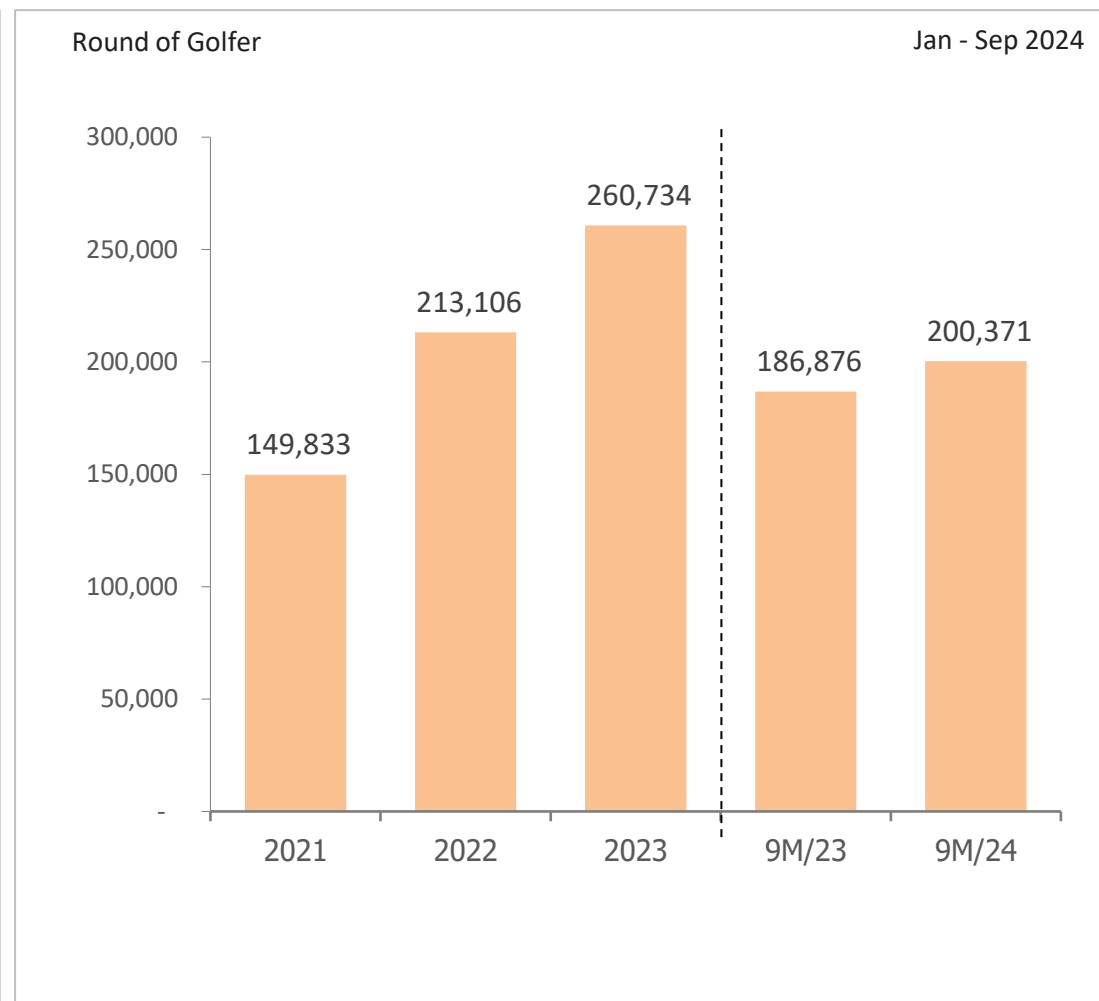
GOLF BUSINESS

REVENUE & EBITDA



Note : Revenue included other income. EBITDA included Share of profit from investments in associated company

Round of golfer



Note : Total round of golfers from five golf courses.

Quinn
SUKHUMVIT 101




THE RIVERDALE RESIDENCE
- A Pursuit of Pride -

REAL ESTATE BUSINESS










QUARITZ
RAMA 9



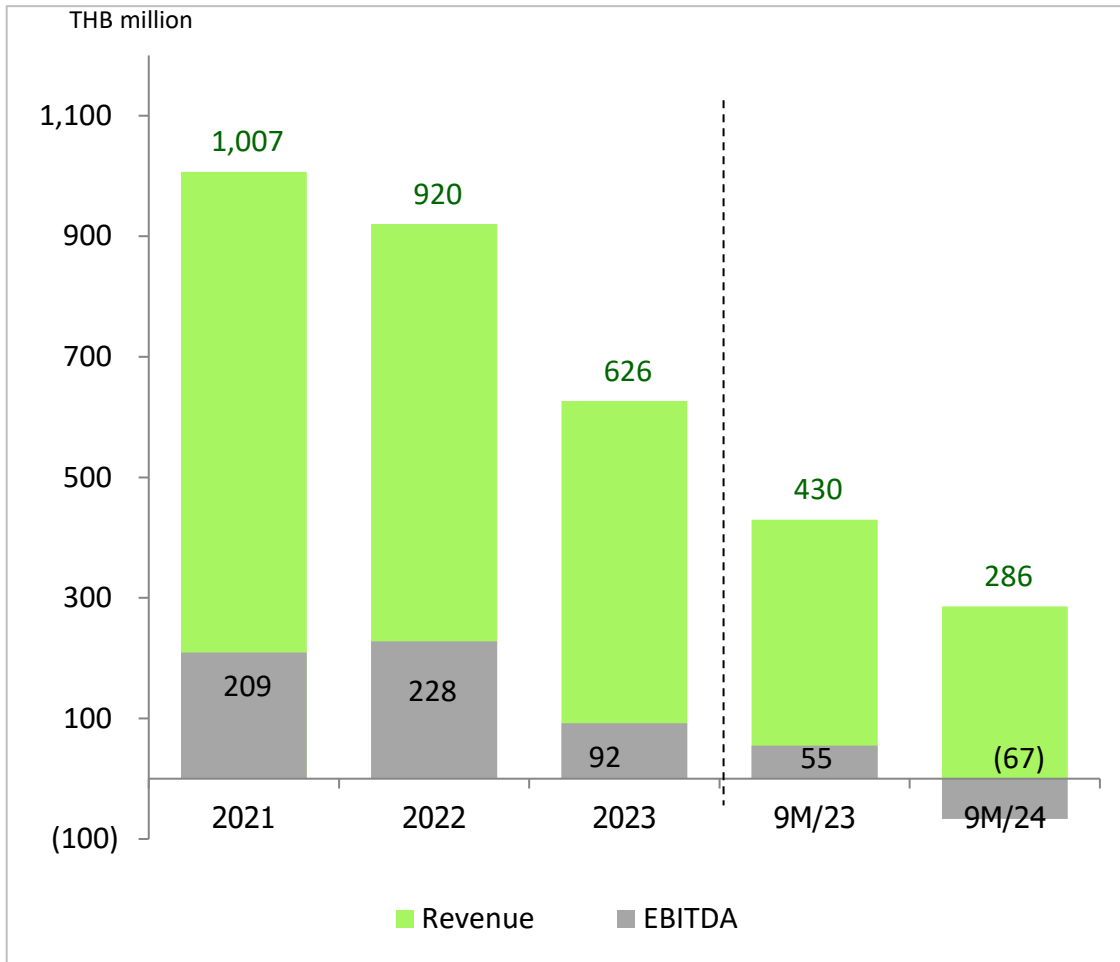

Park Riverdale

REAL ESTATE BUSINESS

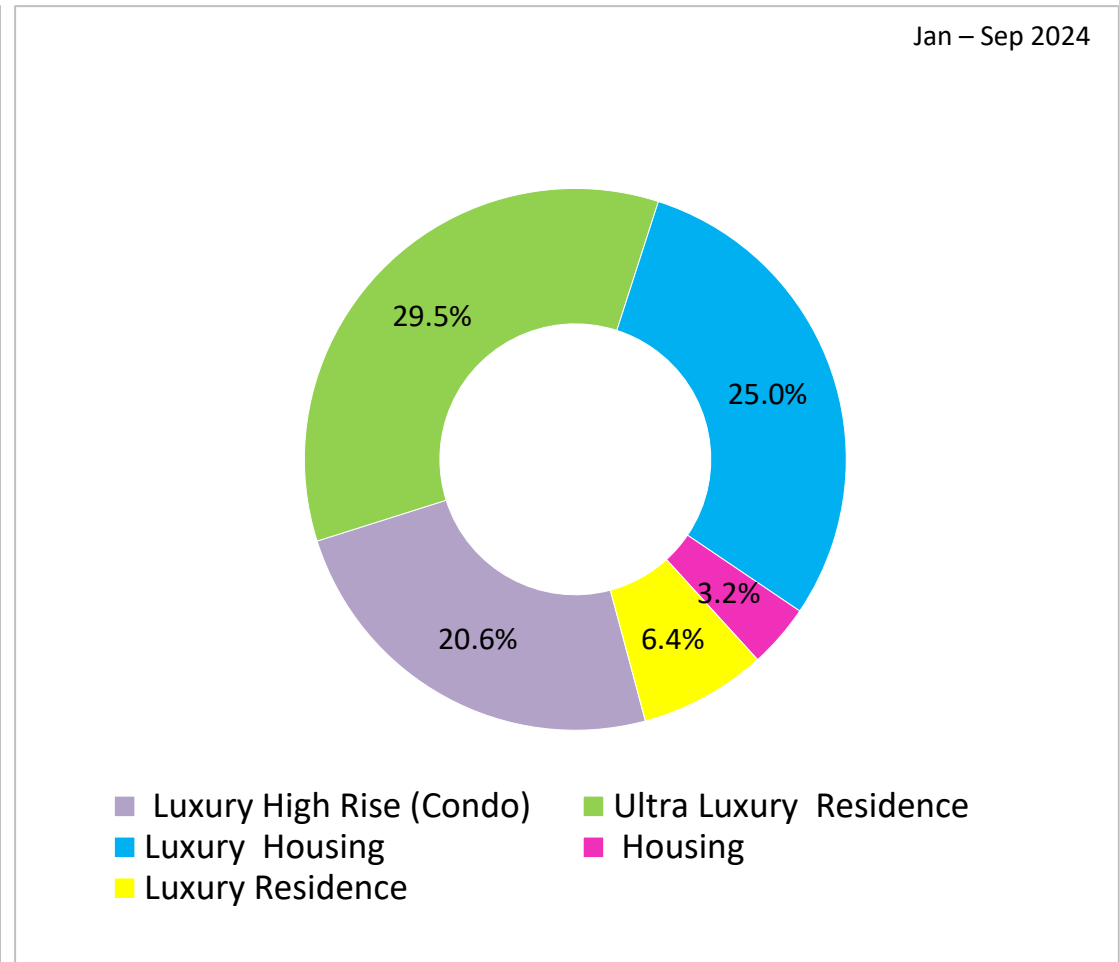
Project Name	Stake (%)	Project Value (THB million)	Total Units	Number of Transfer (Units)	Remaining Units as at 30 Sep 2024	
					(Units)	(THB million)
Luxury High Rise (Bangkok)						
	100%	2,435	349	143	206	1,383
Ultra Luxury Residence (Bangkok)						
	100%	710	14	7	7	249
Luxury Housing (Pathum thani)						
	100%	733	69	64	5	81
Ultra Luxury Residence (Pathum thani)						
	100%	1,882	56	28	28	866
Luxury Residence (Phuket)						
	72.9%	170	40	36	4	27
Housing (Chonburi)						
	82.0%	511	307	306	1	2
		198	168	166	2	3
		6,639	1,003	750	253	2,611

REAL ESTATE BUSINESS

REVENUE & EBITDA



Revenue portion



Note : Revenue included other income.



FOOD SOLUTION BUSINESS





MBK center



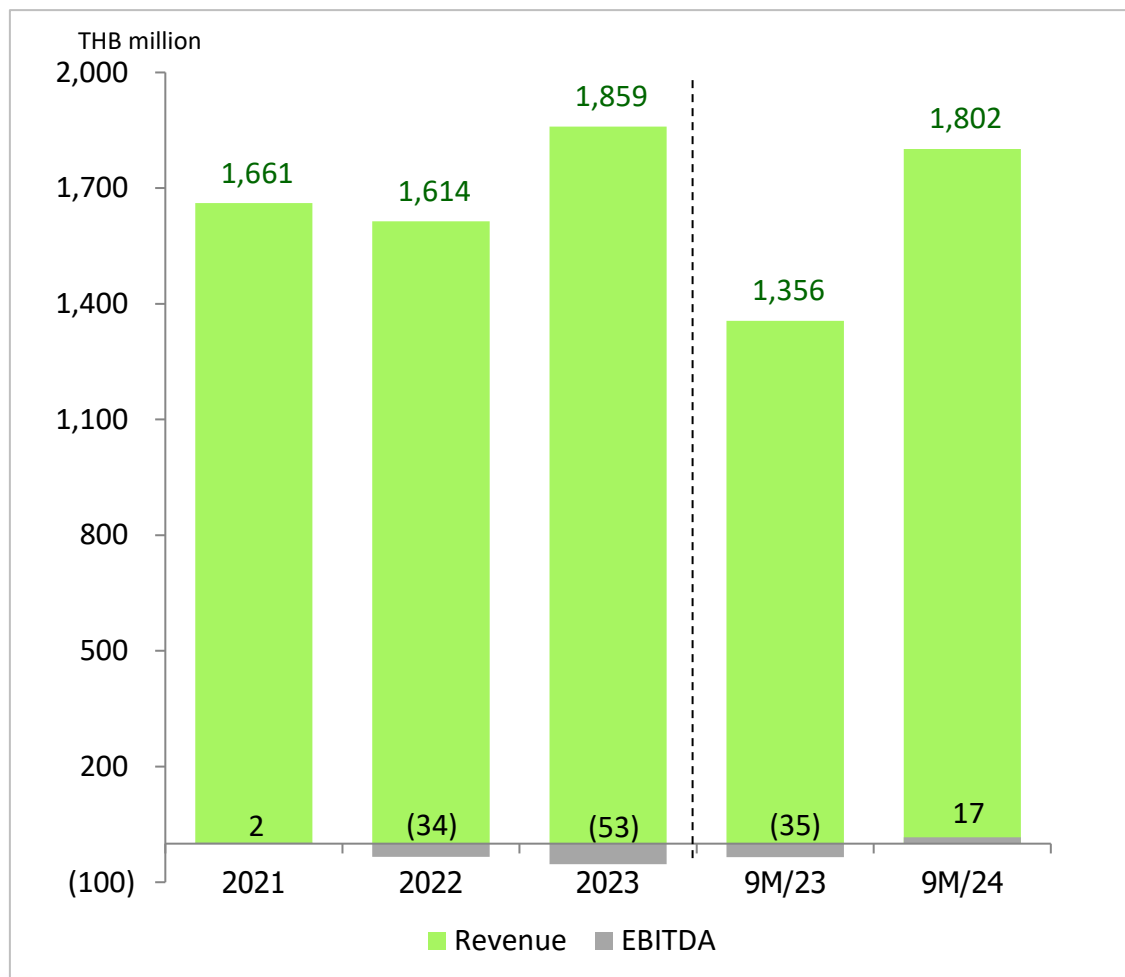
SAMYAN MIRTOWN

FOOD SOLUTION BUSINESS

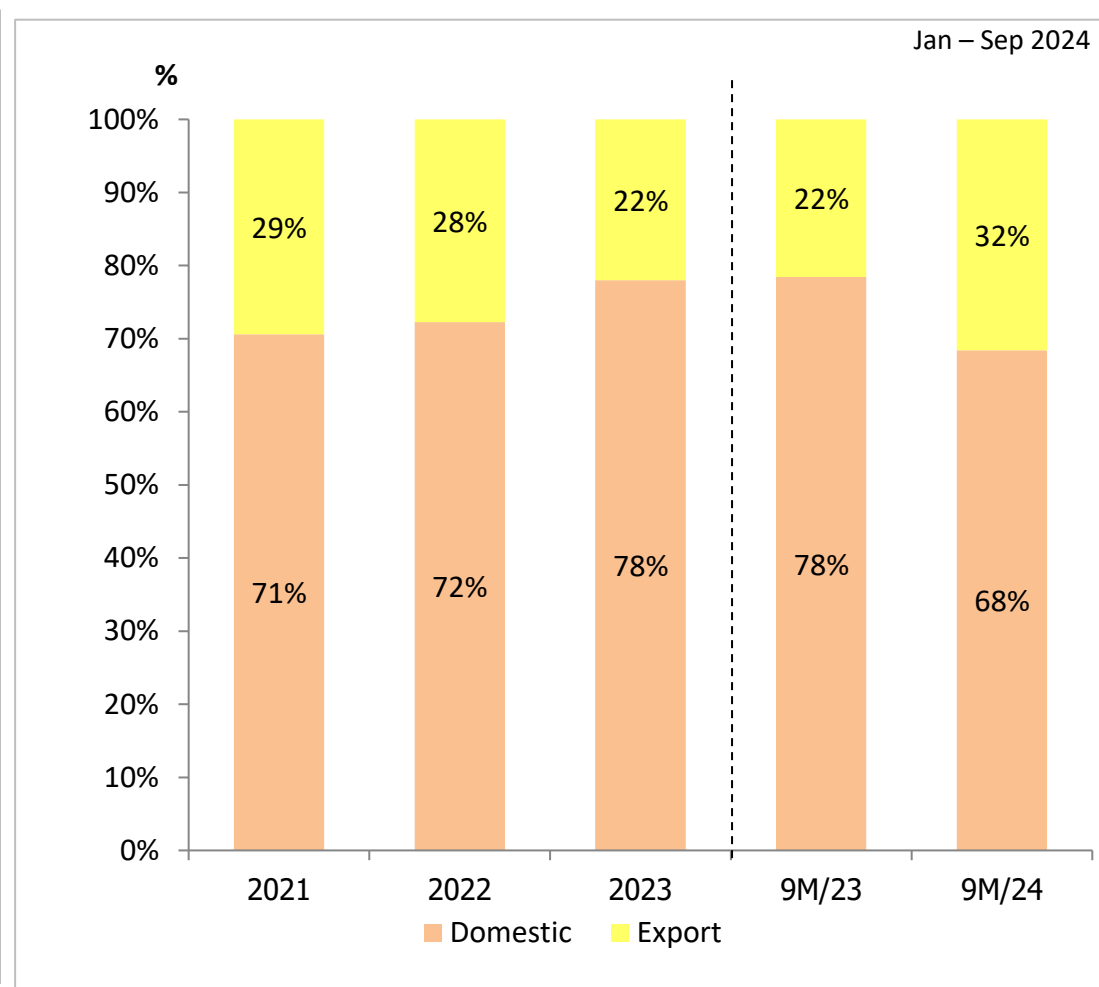
Brand	Business	MBK' stake	Revenue Portion (%)*
	Producing and selling rice and other in the local and overseas markets	74.7%	91%
	Economic-Price Food Court	74.7%	9%

FOOD SOLUTION BUSINESS

REVENUE & EBITDA



Rice : Domestic and Export by sale volume [%]



Note : Revenue included other income



MBKG






FINANCE BUSINESS



**T
LEASING**

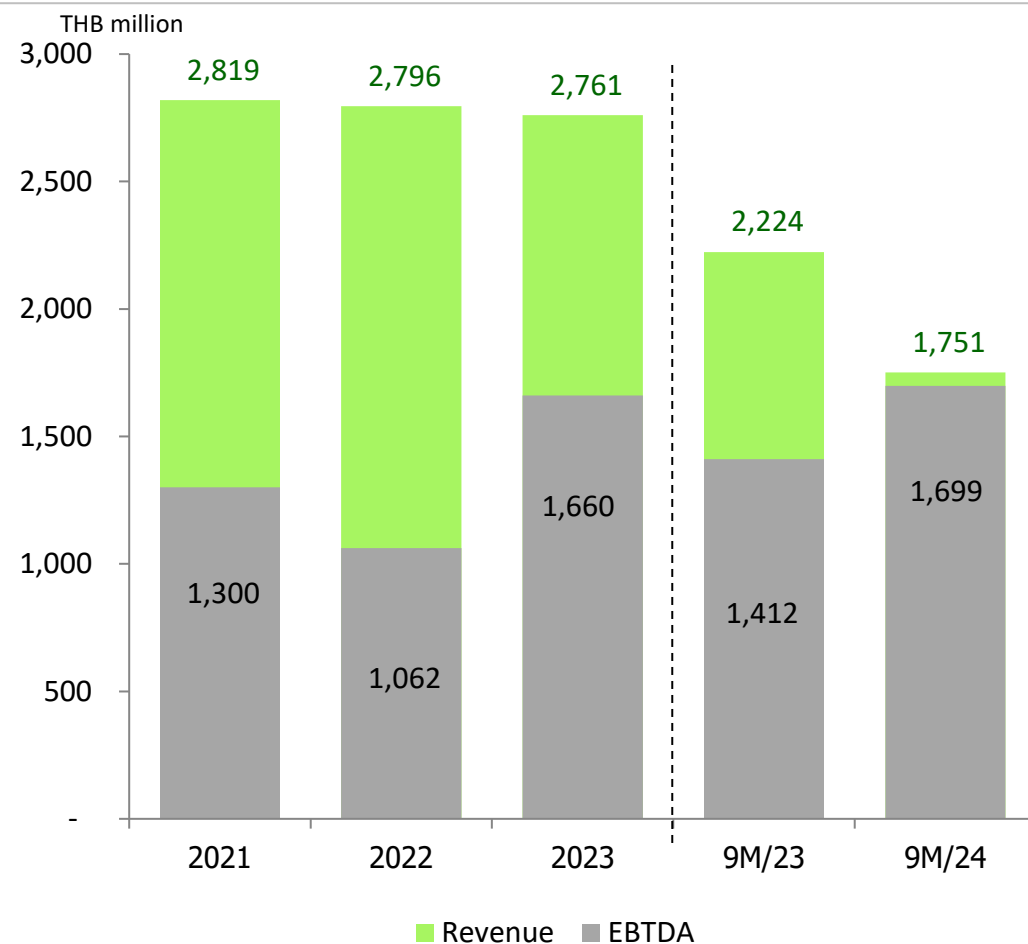
FINANCIAL BUSINESS

Company	Business	MBK' stake	Portfolio Size (THB Million)	
			31 Dec 23	30 Sep 24
	Condominium loans and asset finances.	100%	8,766	8,124
	Provide new motorcycle hire purchases for small to big bikes.	100%	7,458	7,594
		Total	16,224	15,718
	Thanachart Financial Group Conduct financial business and support business groups.	24.90%*		

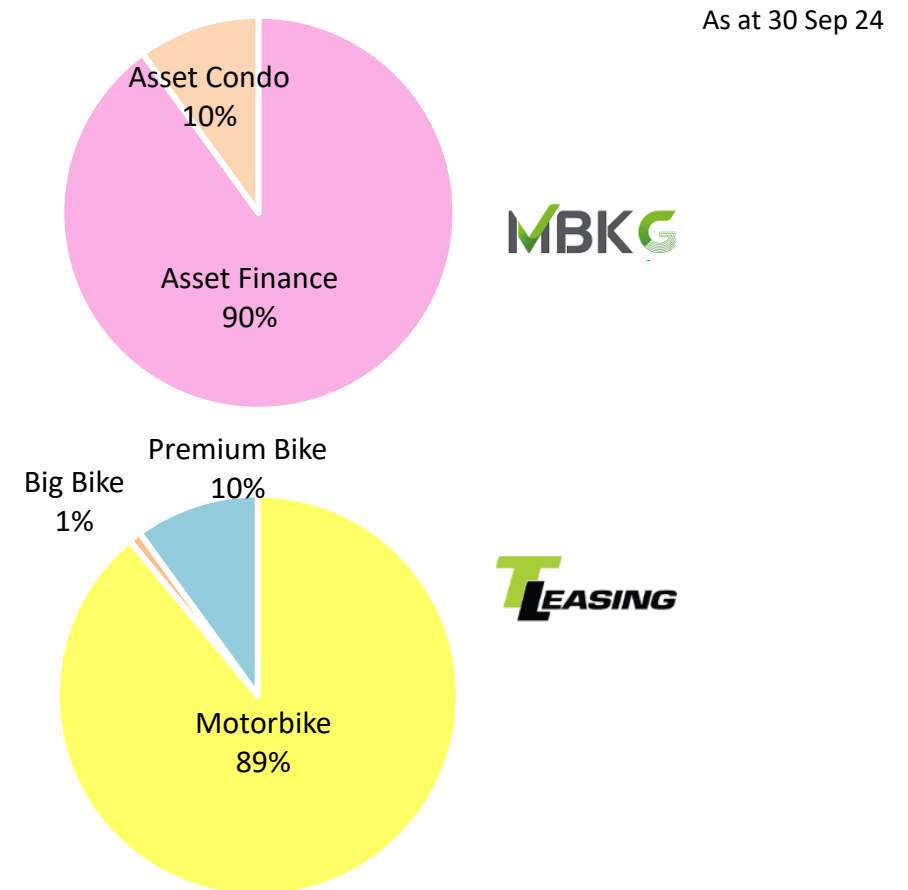
*Investments in associates as of 30 Sep 2024

FINANCIAL BUSINESS - OPERATION

REVENUES & EBTDA



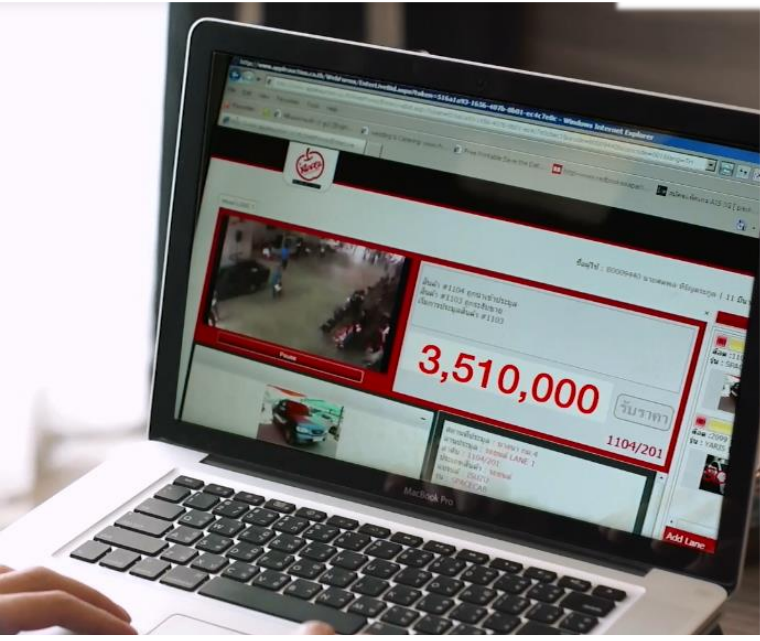
PORTFOLIO SIZE




Note : Revenue included other income and dividend. EBTDA included Share of profit from investments in associated companies.



AUCTION BUSINESS



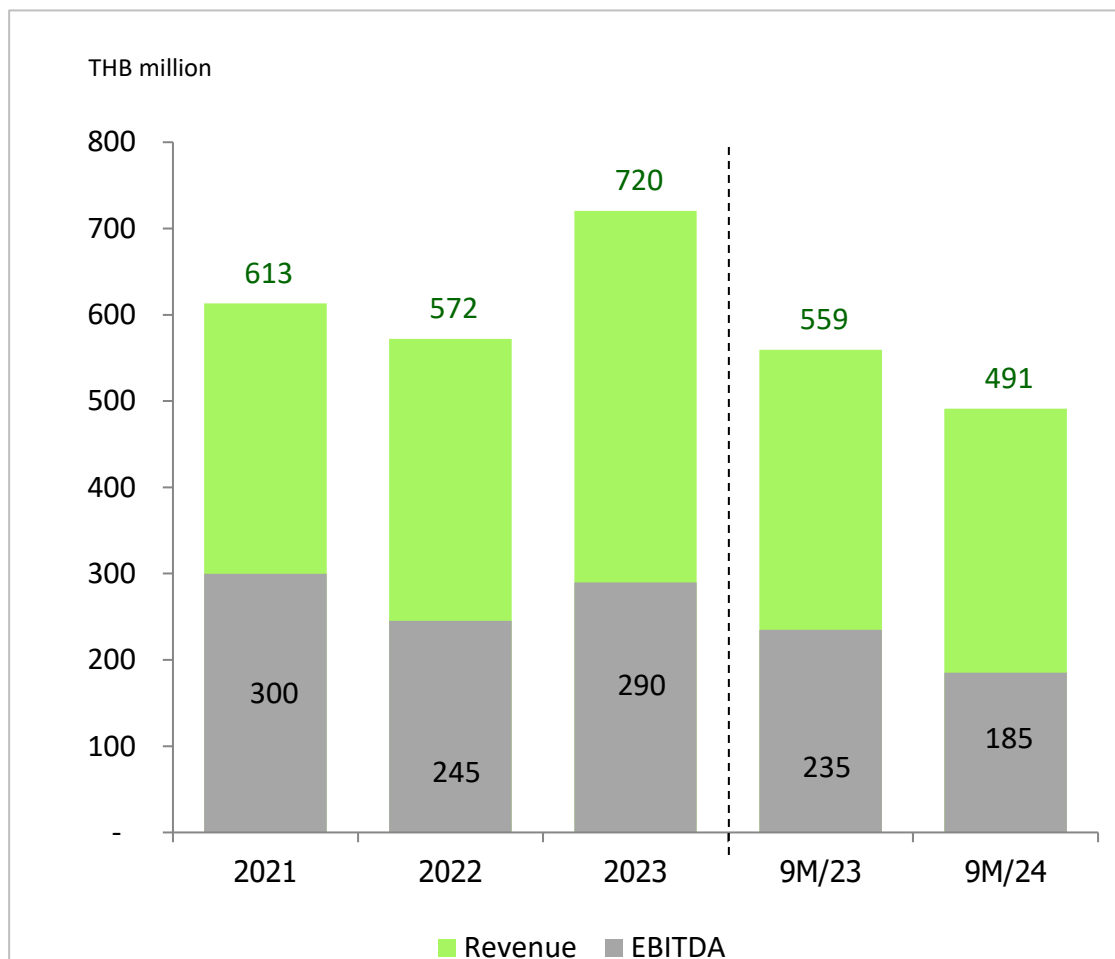
AUCTION BUSINESS

Company	Business type	Capital (THB Million)	MBK' stake
	Automotive / Motorcycle Auction.	90	53.6%

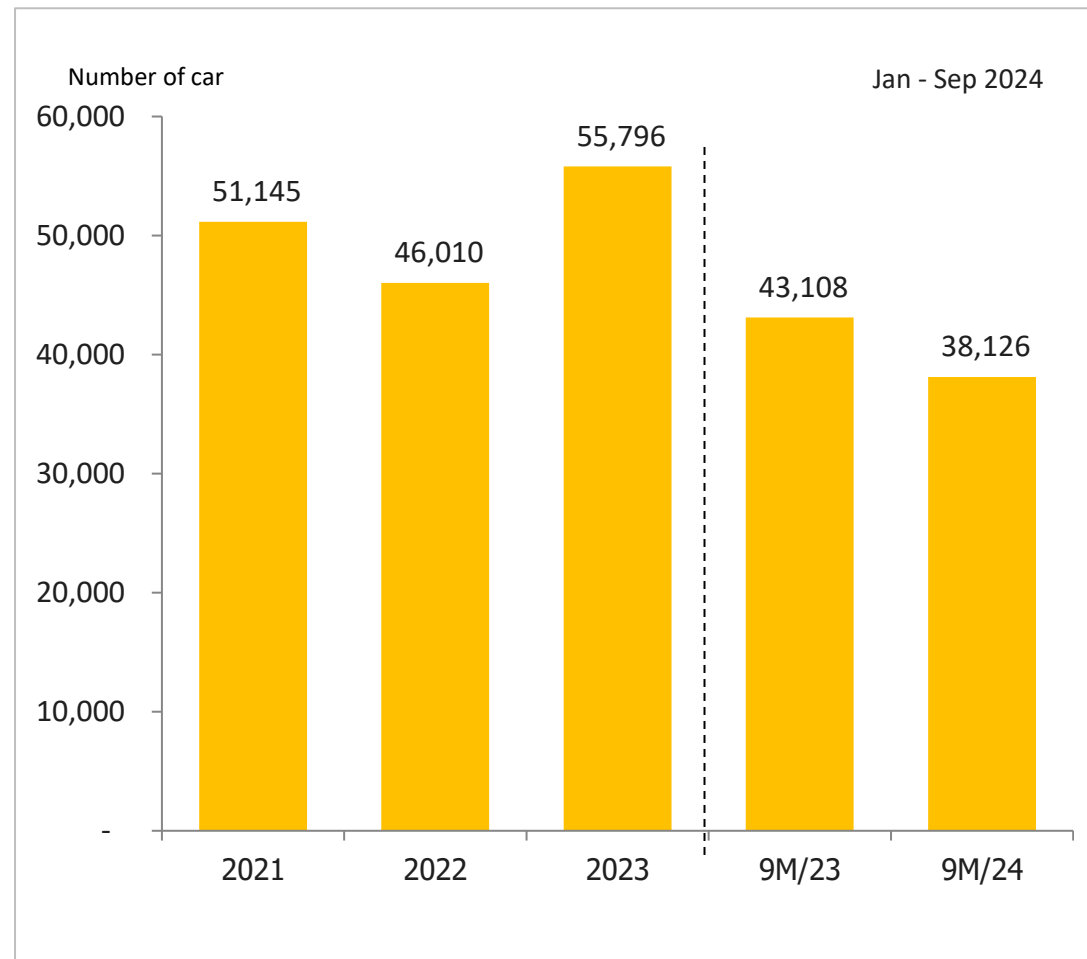


AUCTION BUSINESS

REVENUE & EBITDA



SUCCESS AUCTION CARS



Note : Revenue included other income.



โครงการพัฒนาที่อยู่อาศัย

บริเวณ Riverdale District บนพื้นที่เมืองปทุมธานี พร้อมด้วยสนามกอล์ฟ ที่อยู่อาศัย โรงแรม สपोर्टคอมเพล็กซ์ ศูนย์การค้า ท่าเรือมารีน่าและพื้นที่จัดกิจกรรมขนาดใหญ่ริมน้ำ



Q & A

**MBK Public Company Limited
Investor Relations**

8th Floor MBK Center 444 Phayathai Road

Wangmai Pathumwan Bangkok 10330

Call 02-853-9000 # 7151

Email Inv@mbkgroup.co.th

Website www.mbkgroup.co.th